

# Quantum®

32 Wedgwood Road, Bicester,  
 Oxon, OX26 4UL  
 Phone: 01869 324600  
 Fax: 01869 323070  
 Email: sales@quantumrehab.co.uk  
 Web: www.quantumrehab.co.uk



Dealer April 2021



Crash Tested



## Q6 Edge HD with TRU-Balance® 3 Seating and NE+ Controls

Dealer Name: \_\_\_\_\_ Order Date: \_\_\_\_\_

Address: \_\_\_\_\_

\_\_\_\_\_

\_\_\_\_\_

Post Code: \_\_\_\_\_

Phone \_\_\_\_\_ Email: \_\_\_\_\_

PO No: \_\_\_\_\_ Order Ref: \_\_\_\_\_

Delivery Address: \_\_\_\_\_

\_\_\_\_\_

Post Code: \_\_\_\_\_

Quantum Specialist: \_\_\_\_\_

### Standard Features

- TRU-Balance 3 Seating System
- Easy Seat Width Adjustment
- Easy Seat Depth Adjustment
- 2 x 70 ah batteries
- NE+ Joystick
- 2" x 6" Front & Rear Castors, Flat Free
- 3" x 14" Flat Free Drive Tyres
- 5 Colour Options
- 4 Mph (6 Km/h) Motors
- ATX Suspension System
- Height Adjustable Removable Armrests
- Centre Mount Foot Platform
- Maximum User Weight 32 Stone 2lbs
- Synergy Spectrum Foam Seat Cushion
- Tie-Down System for Transport

Standard = Standard Factory Feature | FOC = Select instead of Standard Factory Feature

### Base Model

Q6 Edge HD with TRU-Balance® 3 Seating and NE+ Controls - £6,660.00

### Drive Wheels

- 3" x 14" Flat Free, Dark Grey Standard
- 3" x 14" Pneumatic, Dark Grey FOC
- 4" x 14" Pneumatic, Dark Grey, Knobby, Extended Traction Tyres *Increases overall base width by 1.5"* £220.00
- 4" x 14" Flat Free, Dark Grey, Knobby, Extended Traction Tyres *Increases overall base width by 1.5"* £320.00

### Colours



Red



Black



Blue



Silver



Orange

### Seat Dimensions

Select width and depth package and enter desired set width and depth in that package range, available in 1" increments. Maximum seat size is 32"W x 24"D.

#### Seat Width Packages

- 20"W-24"W     24"W-28"W     28"W-32"W

Set Width at: \_\_\_\_\_ (Max seat width 32")

#### Seat Depth Packages

- 16"D-20"WD     20"D-24"D

Set Depth at: \_\_\_\_\_ (Max seat depth 24")

## Seat Cushions

- No Seat Cushion Required FOC
- Spectrum® Foam Cushion: *Skin Protection & Positioning. Weight limit 46 Stone* Standard
- Simplicity Cushion: *General Use. Weight limit 25 Stone* FOC
- TRU-Comfort™2 4-Way Stretch: *Skin Protection. Weight limit 32 Stone 1lbs* FOC
- Solution® Cushion: *Skin Protection & Positioning. Weight limit 25 Stone* FOC
- Solution® 1 Cushion: *Skin Protection. Weight limit 25 Stone* FOC
- Spectrum® Gel Cushion: *Positioning. Weight limit 25 Stone* FOC

Refer to cushion matrix for size availability and enter your selection here:    W..... X D.....

## TRU-Balance®3 Backrest Specifications

- TRU-Balance® 3 Backrest Assembly Standard
- TRU-Comfort™2 4-Way Stretch Back Cushion: *Positioning*       Sport Back Cushion Standard
- Large Lateral Positioning Wedge (pair) £20.00
- Not available on power tilt back 16"-17H limited adjustability on 18" H. Not available on power recline back 19" - 20" H limited adjustability on 21" H
- Omit TB3 Backrest Shell and Cushion -£50.00
- Aftermarket Back Interface: Set interface width at.....(Range 16"-24" Wide) £250.00
- Overall seat depth may need to be adjusted to accommodate certain backs. May interfere with gel or waterfall arm pads. Does not include mounting brackets for third party backrests.

Privacy Flap:

- 9.75"W                      or                       12.75"W £50.00

- Back Canes Only Only available with static back. Not available with power recline FOC

**Back Cane Type:**

- Angle Adjustable:    FOC                       Flip Forward:    £200.00                       1" Endo:    £40.00                       2" Endo:    £40.00
- Not suitable for occupied transportation

**Back Cane Height:**

- 16"H       17"H       20"H       21"H       24"H       25"H

**Backrest Size:** +/-4" of Seat Width. | Odd heights = 4" Gap, Even heights = 3" gap. | Back Height = Seat Pan to Top of Back

**Back Width Package:**

- 16"W-20"W                       20"W-24"W                       24"W-28"W                       28"W-32"W

**Key:**   Sport Back      Sport or TRU-Comfort Back

<input type="checkbox"/> 18"Wx16"H	<input type="checkbox"/> 19"Wx16"H	<input type="checkbox"/> 20"Wx16"H	<input type="checkbox"/> 21"Wx16"H	<input type="checkbox"/> 22"Wx16"H	<input type="checkbox"/> 24"Wx16"H	<input type="checkbox"/> 26"Wx16"H
<input type="checkbox"/> 18"Wx17"H	<input type="checkbox"/> 19"Wx17"H	<input type="checkbox"/> 20"Wx17"H	<input type="checkbox"/> 21"Wx17"H	<input type="checkbox"/> 22"Wx17"H	<input type="checkbox"/> 24"Wx17"H	<input type="checkbox"/> 26"Wx17"H
<input type="checkbox"/> 18"Wx18"H	<input type="checkbox"/> 19"Wx18"H	<input type="checkbox"/> 20"Wx18"H	<input type="checkbox"/> 21"Wx18"H	<input type="checkbox"/> 22"Wx18"H	<input type="checkbox"/> 24"Wx18"H	<input type="checkbox"/> 26"Wx18"H
<input type="checkbox"/> 18"Wx19"H	<input type="checkbox"/> 19"Wx19"H	<input type="checkbox"/> 20"Wx19"H	<input type="checkbox"/> 21"Wx19"H	<input type="checkbox"/> 22"Wx19"H	<input type="checkbox"/> 24"Wx19"H	<input type="checkbox"/> 26"Wx19"H
<input type="checkbox"/> 18"Wx20"H	<input type="checkbox"/> 19"Wx20"H	<input type="checkbox"/> 20"Wx20"H	<input type="checkbox"/> 21"Wx20"H	<input type="checkbox"/> 22"Wx20"H	<input type="checkbox"/> 24"Wx20"H	<input type="checkbox"/> 26"Wx20"H
<input type="checkbox"/> 18"Wx21"H	<input type="checkbox"/> 19"Wx21"H	<input type="checkbox"/> 20"Wx21"H	<input type="checkbox"/> 21"Wx21"H	<input type="checkbox"/> 22"Wx21"H	<input type="checkbox"/> 24"Wx21"H	<input type="checkbox"/> 26"Wx21"H
<input type="checkbox"/> 18"Wx22"H	<input type="checkbox"/> 19"Wx22"H	<input type="checkbox"/> 20"Wx22"H	<input type="checkbox"/> 21"Wx22"H	<input type="checkbox"/> 22"Wx22"H	<input type="checkbox"/> 24"Wx22"H	<input type="checkbox"/> 26"Wx22"H
<input type="checkbox"/> 18"Wx23"H	<input type="checkbox"/> 19"Wx23"H	<input type="checkbox"/> 20"Wx23"H	<input type="checkbox"/> 21"Wx23"H	<input type="checkbox"/> 22"Wx23"H	<input type="checkbox"/> 24"Wx23"H	<input type="checkbox"/> 26"Wx23"H
<input type="checkbox"/> 18"Wx24"H	<input type="checkbox"/> 19"Wx24"H	<input type="checkbox"/> 20"Wx24"H	<input type="checkbox"/> 21"Wx24"H	<input type="checkbox"/> 22"Wx24"H	<input type="checkbox"/> 24"Wx24"H	<input type="checkbox"/> 26"Wx24"H
<input type="checkbox"/> 18"Wx25"H	<input type="checkbox"/> 19"Wx25"H	<input type="checkbox"/> 20"Wx25"H	<input type="checkbox"/> 21"Wx25"H	<input type="checkbox"/> 22"Wx25"H	<input type="checkbox"/> 24"Wx25"H	<input type="checkbox"/> 26"Wx25"H

<input type="checkbox"/> 28"Wx16"H	<input type="checkbox"/> 28"Wx23"H	<input type="checkbox"/> 30"Wx25"H	<input type="checkbox"/> 32"Wx22"H
<input type="checkbox"/> 28"Wx17"H	<input type="checkbox"/> 28"Wx24"H	<input type="checkbox"/> 32"Wx16"H	<input type="checkbox"/> 32"Wx23"H
<input type="checkbox"/> 28"Wx18"H	<input type="checkbox"/> 28"Wx25"H	<input type="checkbox"/> 32"Wx17"H	<input type="checkbox"/> 32"Wx24"H
<input type="checkbox"/> 28"Wx19"H	<input type="checkbox"/> 30"Wx16"H	<input type="checkbox"/> 32"Wx18"H	<input type="checkbox"/> 32"Wx25"H
<input type="checkbox"/> 28"Wx20"H	<input type="checkbox"/> 30"Wx17"H	<input type="checkbox"/> 32"Wx19"H	
<input type="checkbox"/> 28"Wx21"H	<input type="checkbox"/> 30"Wx18"H	<input type="checkbox"/> 32"Wx20"H	
<input type="checkbox"/> 28"Wx22"H	<input type="checkbox"/> 30"Wx19"H	<input type="checkbox"/> 32"Wx21"H	

Overall Back Height	Tilt or Static Back Width								Recline Back Width									
	18"	19"	20"	21"	22"	24"	26"	30"	32"	18"	19"	20"	21"	22"	24"	26"	30"	32"
16"	S	S	S	S	S	S	S	S	S	-	-	-	-	-	-	-	-	-
17"	S	S	S	S	S	S	S	S	S	-	-	-	-	-	-	-	-	-
18"	S	S	S	S	S	S	S	S	S	-	-	-	-	-	-	-	-	-
19"	S	S	S	S	S	S	S	S	S	S	S	S	S	S	S	S	S	S
20"	S	S	S	S	S	S	S	S	S	S	S	S	S	S	S	S	S	S
21"	S	S	S	S	S	S	S	S	S	S	S	S	S	S	S	S	S	S
22"	S	S	S	S	S	S	S	S	S	S	S	S	S	S	S	S	S	S
23"	S	S	S	S	S	S	S	S	S	S	S	S	S	S	S	S	S	S
24"	S	S	S	S	S	S	S	S	S	S	S	S	S	S	S	S	S	S
25"	S	S	S	S	S	S	S	S	S	S	S	S	S	S	S	S	S	S
26"	-	-	-	-	-	-	-	-	-	S	S	S	S	S	S	S	S	S
27"	-	-	-	-	-	-	-	-	-	S	S	S	S	S	S	S	S	S
28"	-	-	-	-	-	-	-	-	-	S	S	S	S	S	S	S	S	S

  Sport Back      Sport or TRU-Comfort Back  
**Sport and TRU-Comfort Back Availability Chart**

## Seat Positioning Adjustments

- |   |           |
|---|-----------|
| <input type="checkbox"/> Static Seat  | Standard  |
| <input type="checkbox"/> TRU-Balance®3 Heavy Duty, Power Tilt 50 degree centre of gravity (CG) power tilt seating system. Uses 1 power option | £1600.00  |
| <input type="checkbox"/> Tru-Balance®3 iLevel 10" Power Adjustable Seat Lift and Tilt. Uses 2 power options                                   | £2,170.00 |

*iLevel technology enables the unit to drive up to 3.5 Mph while elevated with 10" of lift.  
28.5 Stone weight capacity. 24"W x 24"D maximum seat size.*

### Seat to Floor Height

- |                                  |  |  |  |
|----------------------------------|--|--|--|
| Static Seat                      | <input type="checkbox"/> 16.5" Seat to Floor | <input type="checkbox"/> 17.5" Seat to Floor | <input type="checkbox"/> 18.5" Seat to Floor |
| Tilt and/or iLevel 10" Seat Lift | <input type="checkbox"/> 18.5" Seat to Floor | <input type="checkbox"/> 19.5" Seat to Floor | <input type="checkbox"/> 20.5" Seat to Floor |

## Backrest Positioning Adjustments

- |  |          |
|--|----------|
| <input type="checkbox"/> TRU-Balance®3 Static Backrest 20 degree of limited recline adjustment (-5/ +15) via gas strut within back cover | Standard |
| <input type="checkbox"/> TRU-Balance®3 Attendant Manual Recline Not available with iLevel 10" Seat Lift                                  | £150.00  |
| <input type="checkbox"/> TRU-Balance®3 Heavy Duty Power Recline 175 degree sheer reduction recline. Uses 1 power option                  | £800.00  |

## Armrests

- |   |  |
|---|--|
| <input type="checkbox"/> Heavy Duty, Removable Armrests   | Standard   |
| <input type="checkbox"/> Heavy Duty Left Armrest Height adjustment from 10"-14"   | <input type="checkbox"/> Heavy Duty Right Armrest Height adjustment from 10"-14" |
| <input type="checkbox"/> TRU-Balance®3 Flipback Armrests May interfere with swing-away laterals. Not available with Back cane option. Choose height package below | £350.00  |
| <input type="checkbox"/> Down Posts for TB3 Arms +/- up to 2" difference between seat and back width. Not Available on 14"W Seat/Back                             | £100.00  |
| <b>TB3 Left Armrest Height Package:</b>   | <b>TB3 Right Armrest Height Package:</b>   |
| <input type="checkbox"/> 8"-12" Height  | <input type="checkbox"/> 8"-12" Height   |
| <input type="checkbox"/> 12"-16" Height   | <input type="checkbox"/> 12"-16" Height  |

## Armrests Pad Options

### Left Armrest Length Package:

- |   |   |
|---|---|
| <input type="checkbox"/> 14"L Full Length | <input type="checkbox"/> 10"L Desk Length |
|---|---|

### Left Armpad Style:

- |   |   |
|---|---|
| <input type="checkbox"/> Straight   | <input type="checkbox"/> Waterfall<br><small>2 Post Flip up and Paediatric only</small> |
| <input type="checkbox"/> Falcon, Gel, Full Length 3"W x 14"L  | £40.00  |
| <input type="checkbox"/> Falcon, Gel, Desk Length 3"W x 10"L  | £40.00  |
| <input type="checkbox"/> Falcon, Gel Mounting Plate<br><small>Only use with Heavy Duty removable armrests</small> | £20.00  |

### Ottobock Arm Channel

- |   |  |
|---|--|
| <input type="checkbox"/> Medium (4.75" x 11.5") Desk length armrest required  |  |
| <input type="checkbox"/> Large (4.75" x 14") Full length armrest required     |  |
| <input type="checkbox"/> One Piece (4.75" x 18") Full length armrest required |  |

### Ottobock Hand Pad

- |                                 |  |
|---------------------------------|--|
| <input type="checkbox"/> Medium |  |
| <input type="checkbox"/> Large  |  |

### Right Armrest Length Package:

- |   |   |
|---|---|
| <input type="checkbox"/> 14"L Full Length | <input type="checkbox"/> 10"L Desk Length |
|---|---|

### Right Armpad Style:

- |   |   |
|---|---|
| <input type="checkbox"/> Straight   | <input type="checkbox"/> Waterfall<br><small>2 Post Flip up and Paediatric only</small> |
| <input type="checkbox"/> Falcon, Gel, Full Length 3"W x 14"L  | £40.00  |
| <input type="checkbox"/> Falcon, Gel, Desk Length 3"W x 10"L  | £40.00  |
| <input type="checkbox"/> Falcon, Gel Mounting Plate<br><small>Only use with Heavy Duty removable armrests</small> | £20.00  |

### Ottobock Arm Channel

- |   |  |
|---|--|
| <input type="checkbox"/> Medium (4.75" x 11.5") Desk length armrest required  |  |
| <input type="checkbox"/> Large (4.75" x 14") Full length armrest required     |  |
| <input type="checkbox"/> One Piece (4.75" x 18") Full length armrest required |  |

### Ottobock Hand Pad

- |                                 |  |
|---------------------------------|--|
| <input type="checkbox"/> Medium |  |
| <input type="checkbox"/> Large  |  |

## Headrests

- |   |         |
|---|---------|
| <input type="checkbox"/> No Headrest Required                 | FOC     |
| <input type="checkbox"/> Quantum 10" W Headrest               | £120.00 |
| <input type="checkbox"/> Stealth Small Contoured 9.75"W x 3"H | £150.00 |
| <input type="checkbox"/> Stealth Large Contoured 11"W x 6"H   | £150.00 |
| <input type="checkbox"/> Stealth 10" Comfort Plus             | £180.00 |
| <input type="checkbox"/> Stealth 14" Comfort Plus             | £180.00 |

## Centre Mount Foot Platforms

- Base Mounted Foot Platform *Mounted to chassis, will not move with Power Tilt or Seat Lift* -£100.00
- Adjustable Centre Mount Foot Platform *Mounted to Seat* Standard
- Centre Mount Power Articulating Foot Platform *Mounted to Seat. Uses 1 power option* £900.00

### Footplates

- 5"W x 6"D Footplates    or     5"W x 8"D Footplates    or     5"W x 11"D Footplates Standard

### Lower Extensions *Seat pan to Heel*

- 10-16"L *Seat pan to heel*    or     13-19"L *Seat pan to heel* Standard

### Calf Pads

- Small 6"H x 6"W    or     Large 8", tapered to 6"Wx8"H Standard

### Calf Pad Covers (Pair) *1/2" Soft Visco Foam*

- Air Mesh     Reversed Dartex £42.00

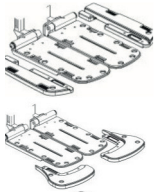
### Calf Panel

- Small 8"H x 18"W    or     Large 8"H x 24"W *Only available on 20" seat width or greater.* £84.00

### Calf Panel Cover *1/2" Soft Visco Foam*

- Air Mesh     Reversed Dartex £72.00

### Footplate Extension Kits



- 4" Width Extension Kit £16.00

- 2" Bell Shaped, Length Extension Kit £16.00

### Additional Optional Accessories:

- Wheel Bumpers, pair £5.00
- Footplate Connector £10.00

## Individual Legrests

*Choose instead of centre mount footplatform options*

### Heavy Duty 70 Degree Drop-In, Swing-Away Legrests

- Left Legrest: £180.00

### Lower Extension *Seat pan to heel range*

- 12"-14.5"L     14.5"-18L"

### Footplate Selection

- Angle Adjustable Footplate Standard

*Includes heel loops:*

- 6"W x 8"D     6"W x 11"D     8"W x 11"D
- May cause interference on seat widths less than 18"*    *May cause interference on seat widths less than 20"*

- Right Legrest: £180.00

### Lower Extension *Seat pan to heel range*

- 12"-14.5"L     14.5"-18L"

### Footplate Selection

- Angle Adjustable Footplate Standard

*Includes heel loops:*

- 6"W x 8"D     6"W x 11"D     8"W x 11"D
- May cause interference on seat widths less than 18"*    *May cause interference on seat widths less than 20"*

### Accessories:

- Wheel Bumpers (each) £2.50

## Heavy Duty Elevating Legrests

### Heavy Duty Manual Elevating Legrests *Includes heel loops*

**Left Legrest:** £150.00

**Lower Extension** *Seat pan to heel range*

11"-14"L *For reinforced only*     12"-14.5L" *For angle adst only*     14"-17L" *For reinforced only*     14.5"-18L" *For angle adst only*

#### Footplate Selection

Reinforced Cast Footplate: Standard

7.25"W x 6"D     8.5"W x 6"D

Angle Adjustable Footplate £57.50  
*With Heel Loops*

**Right Legrest:** £150.00

**Lower Extension** *Seat pan to heel range*

11"-14"L *For reinforced only*     12"-14.5L" *For angle adst only*     14"-17L" *For reinforced only*     14.5"-18L" *For angle adst only*

#### Footplate Selection

Reinforced Cast Footplate: Standard

7.25"Wx6"D     8.5"W x 6"D

Angle Adjustable Footplate £57.50  
*With Heel Loops*

#### Accessories:

- Wheel Bumpers (each) £2.50
- Falcon LPW gel padded adductor buttons (pair) £60.00

## Powered Elevating Legrests

### 70° Power Articulating Swing-Away Legrests *4" articulation range. Includes heel loops. Uses 2 power options*

**Left Legrest:** £625.00

**Lower Extension** *Seat pan to heel range*

11"-13"L     14.5"-18L"     17.5"-21L"

#### Footplate Selection

Angle Adjustable Footplate

4"W x 6"D     5"W x 8"D     6"W x 11"D

5"W x 6"D     6"W x 8"D     8"W x 11"D

#### Accessories:

Large Calf Pad *5.86"Wx 8"H* Standard

Small Calf Pad *5.35"Wx 6"H* FOC

Gel Padded Knee Adductor Button £30.00

**Right Legrest:** £625.00

**Lower Extension** *Seat pan to heel range*

11"-13"L     14.5"-18L"     17.5"-21L"

#### Footplate Selection

Angle Adjustable Footplate

4"W x 6"D     5"W x 8"D     6"W x 11" D

5"W x 6"D     6"W x 8"D     8"W x 11"D

#### Accessories:

Large Calf Pad *5.86"Wx 8"H* Standard

Small Calf Pad *5.35"Wx 6"H* FOC



Gel Padded Knee Adductor Button £30.00

**Operation Method:**     Independent     Combined *When a pair of legrests is selected*

## NE+ Non-Expandable Controls

- NE+ Joystick- No Power Options Standard
- NE+ Joystick - 2 Power Option Ready *Required when 2 power options are selected.* £125.00
- Mount Joystick as Attendant Control Only *Please select NE+ Joystick option above* £100.00
- Dual Control *Please select NE+ Joystick option above* £380.00

## Q-Logic 3 Expandable Controls (includes Bluetooth)

- |                          |  |          |
|--------------------------|--|----------|
| <input type="checkbox"/> | Q-Logic 3 Joystick- 2 Power Option Ready <i>Required when 2 power options are selected. Not compatible with iLevel</i>     | £350.00  |
| <input type="checkbox"/> | Q-Logic 3 Joystick- 5 Power Option Ready <i>Required when more than 2 power options are selected. Required for iLevel</i>  | £550.00  |
| <input type="checkbox"/> | Bluetooth enabled <i>Please tick this box if you would like the Bluetooth function turned on.</i>                          | Standard |
| <input type="checkbox"/> | Mount Joystick as Attendant Control Only <i>Please select Q-Logic 3 Joystick option above</i>                              | £100.00  |
| <input type="checkbox"/> | Dual Control <i>Please select Q-Logic 3 Joystick option above</i>  | £430.00  |
| <input type="checkbox"/> | SCIM Module Kit <i>Allows use of joystick display for specialty controls. Q-Logic 3 Joystick must be selected above</i>    | £316.00  |
| <input type="checkbox"/> | Q-Logic 3 Enhanced Display <i>Includes x2 egg switches and flexible display mount. Does not include Q-Logic 3 Joystick</i> | £1074.00 |
| <input type="checkbox"/> | iAccess OLED 4 button switch module  | £300.00  |
| <input type="checkbox"/> | Push Button iAccess Module                |          |
| <input type="checkbox"/> | Toggle lever iAccess Module             |          |



## Joystick Handles

- |                          |                                   |               |
|--------------------------|-----------------------------------|---------------|
| <input type="checkbox"/> | Standard Carrot Handle            | Standard      |
| <input type="checkbox"/> | Mushroom Handle                   | £35.00 (each) |
| <input type="checkbox"/> | Extended I-Handle                 |               |
| <input type="checkbox"/> | Bodypoint 3 Inch Goal Post Handle |               |
| <input type="checkbox"/> | T-Bar                             |               |
| <input type="checkbox"/> | Soft Ball Handle                  |               |
| <input type="checkbox"/> | Bodypoint 4 Inch Goal Post Handle |               |
| <input type="checkbox"/> | Chin Cup                          |               |
| <input type="checkbox"/> | Medium Ball Handle                |               |

## Joystick Mounting Brackets

- |                          |   |          |
|--------------------------|---|----------|
| <input type="checkbox"/> | Fixed, Inline   | Standard |
| <input type="checkbox"/> | Swing-Away  | £75.00   |
| <input type="checkbox"/> | Retract 4 Swing-Away Joystick Arm Kit <i>Full 180° Movement</i> | £150.00  |
| <b>Mounting Position</b> |   |          |
| <input type="checkbox"/> | Left  | or       |
| <input type="checkbox"/> | Right   |          |
| <input type="checkbox"/> | Inline  | or       |
| <input type="checkbox"/> | Offset <i>Not available with Fixed Joystick Bracket</i>         |          |

## Speed Program and Lights Package

- |                          |  |          |
|--------------------------|--|----------|
| <input type="checkbox"/> | 4 Mph program <i>Lights and indicators not included</i>  | Standard |
| <input type="checkbox"/> | 4 Mph program, Lights and indicators   | £400.00  |
| <input type="checkbox"/> | Mud guard lights <i>Includes single switch button for operation. Not road legal. Does not include indicators</i> | £190.00  |

## Additional Secondary Supports

**Stealth Thoracic Lateral Supports** - £180.00 Each *Enter total in space provided to the right hand side* £.....

Left    Right

**Pad Size** - £45.00 Each *Enter total in space provided to the right hand side*

Curved Pad, 3"H x 5"L    Left    Right £.....

Curved Pad, 4"H x 6"L    Left    Right £.....

**Stealth Pelvic Thigh Supports** *Enter total in space provided to the right hand side*

Removable Mounting Bracket - £135.00 Each £.....

Left    Right

Flip-Down Mounting Bracket - £150.00 Each £.....

Left    Right

**Pad Size** - £70.00 Each *Enter total in space provided to the right hand side*













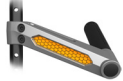


Short Pad, 4"H x 4"L    Left    Right £.....

Medium Pad, 4"H x 8"L    Left    Right £.....

Long Pad, 4"H x 12"L    Left    Right £.....

## TRU-Balance®3 Premium Accessories

Some accessories will be shipped with the unit, not installed. Multiple accessories can be mounted along the various tracks, some interference may occur.

<input type="checkbox"/>		USB Mobile Device Charger <i>Please specify fitting location i.e. left armrest or seat rail</i>	£110.00
<input type="checkbox"/>		Cup Holder <i>Not available with 2-post, flip back or paediatric armrests or Back Cane Option</i>	£20.00
<input type="checkbox"/>		Personal Item Hook <i>Not available with Back Cane Option</i>	£15.00
<input type="checkbox"/>		Reflector Kit	£20.00
<input type="checkbox"/>		Mobile Phone/Media Holder <i>Not available w/ 2-post, flip back or paediatric armrests or Back Cane Options</i>	£40.00
<input type="checkbox"/>		Backpack Holder (pair) <i>Not available with Back Cane Option.</i>	£30.00
<input type="checkbox"/>		Clothing Guard (pair) <i>Only available with TB3 armrests</i>	£100.00
<input type="checkbox"/>		Glove Box	£30.00
<input type="checkbox"/>		Hydration System	£125.00
<input type="checkbox"/>		Oxygen Holder	£50.00
<input type="checkbox"/>		Transfer Bar (pair) <i>Quick Release</i>	£125.00
<input type="checkbox"/>		Stealth Tablet Holder	£350.00
<input type="checkbox"/>		Push Handles (pair) <i>Not available with O2 holder, Back Cane Option, or vent tray. Required with attendant manual recline.</i>	£50.00
<input type="checkbox"/>		Accessory bar <i>Comes standard with the SCIM module, Trilogy vent tray and O2 holder. May be added to mount additional accessories to back of unit. Not available with Back Cane Option.</i>	£50.00
<input type="checkbox"/>		Quantum Backpack	£40.00

### Price

<b>Sub Total:</b>	£6,660.00
<b>Options:</b>	
<b>Total:</b>	

## Special Instructions

For additional seating options such as thoracic supports and alternative drive controls please refer to secondary order forms, entitled 'Additional Seating Options' or 'Specialty Control Input Devices'.

### Quantum Notes:

1. This product is suitable for occupied transportation in accordance with ISO 7176-19. We strongly recommend that all heavy accessories such as manual ELRs are removed and secured during occupied transportation. We also advise that the use of third party accessories including life Support Systems, Chin Controls and Trays be risk assessed prior to the wheelchair being transported. Full details of suitable restraints for this wheelchair can be obtained from Quantum Technical on 01869 324600 or Email us on: [technical@quantumrehab.co.uk](mailto:technical@quantumrehab.co.uk)
2. Due to manufacturing tolerances and continual product improvement, this specification can be subject to variance of + or - 3%. Overall measurements will vary based on seating and accessory selections.